



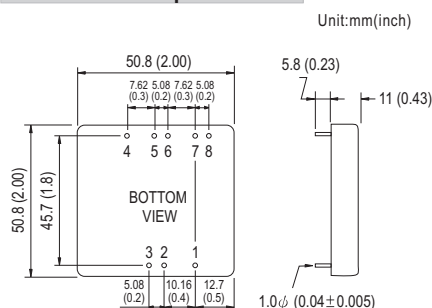
- Features :
  - 2"x2" compact size
  - 2:1 wide input range
  - High efficiency up to 93%
  - 1500VDC I/O isolation
  - Built-in remote ON / OFF control
  - Built-in remote sense
  - Trimming output  $\pm 10\%$
  - Comply with CE / FCC without external components
  - Protections: Short circuit / Overload / Input and output Over voltage
  - Cooling by free air convection
  - Six-sided shield metal case
  - 100% burn-in test
  - Low cost / High reliability
  - Output 3.3V available
  - 2 years warranty



**SPECIFICATION**

ORDER NO.	SKA60A-05	SKA60B-05	SKA60C-05	SKA60A-12	SKA60B-12	SKA60C-12	SKA60A-15	SKA60B-15	SKA60C-15	
OUTPUT	DC VOLTAGE			12V			15V			
	CURRENT RANGE			0.5 ~ 5A			0.4 ~ 4A			
	RATED POWER									
	RIPPLE & NOISE (max.) Note.2			80mVp-p			100mVp-p			
	LINE REGULATION Note.3			$\pm 0.5\%$						
	LOAD REGULATION Note.4			$\pm 0.5\%$						
	VOLTAGE ACCURACY									
	SWITCHING FREQUENCY									
	EXTERNAL CAPACITANCE LOAD (max.)			220uF			100uF			
EXTERNAL TRIM Adj. RANGE(Typ.)										
INPUT	VOLTAGE RANGE									
	EFFICIENCY (Typ.)									
	DC CURRENT	Full load			160mA			1370mA		
		No load			60mA			85mA		
	FILTER									
	REMOTE CONTROL									
PROTECTION										
PROTECTION (Note. 5)	OVER CURRENT									
	SHORT CIRCUIT									
	OVER VOLTAGE	Input(Typ.)								
Output(Typ.)										
ENVIRONMENT	WORKING TEMP.									
	CASE TEMP.									
	WORKING HUMIDITY									
	STORAGE TEMP., HUMIDITY									
	TEMP. COEFFICIENT									
	VIBRATION									
SAFETY & EMC	WITHSTAND VOLTAGE									
	ISOLATION RESISTANCE									
	EMC EMISSION									
	EMC IMMUNITY									
OTHERS	DIMENSION									
	WEIGHT									

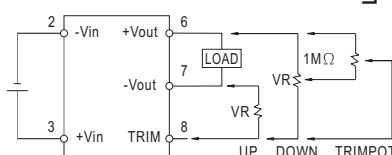
■ Mechanical Specification



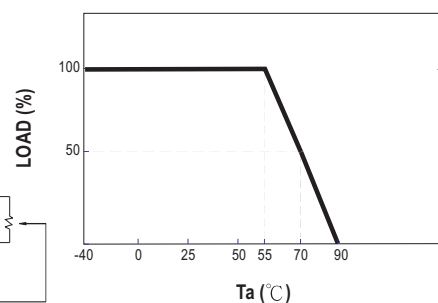
■ Pin Configuration

Pin No.	Output	Pin No.	Output
1	R.C	5	+R.S
2	-Vin	6	+Vout
3	+Vin	7	-Vout
4	-R.S	8	TRIM

■ External Output Trimming



■ Derating Curve



**NOTE**

1. All parameters are specified at normal input, rated load, 25°C, 70% RH ambient.
2. Ripple & noise are measured at 20MHz by using a 12" twisted pair terminated with a 0.1uF & 47uF capacitor.
3. Line regulation is measured from low line to high line at rated load.
4. Load regulation is measured from 10% to 100% rated load.
5. Please prevent the converter from operating in overload or short circuit condition for more than 30 seconds.